


SINGLEstream™ Link Aggregation Tap (SX)


with 8 - SFP Monitoring Ports

SS-1210SX-SFP

Full-Duplex Visibility for Single Interface Monitoring Solutions



Full Duplex Aggregation




Monitoring network traffic from two different sources is an important and frequent requirement in network analysis, commonly referred to as data “aggregation.” For example, in order to properly troubleshoot most network problems, network professionals need to receive traffic from both sides of a full duplex conversation.

While traditional taps might enable full-duplex monitoring of all traffic on a network link, they transmit the data to the connected monitoring device in two separate half-duplex streams (one for Tx and one for Rx). Not only does this require the monitoring device to have two network interface cards, it also requires that the device be capable of combining and processing both streams of data in order to monitor both sides of the conversation. Not all monitoring systems, including the most popular software solutions, have the required hardware to aggregate traffic.

The SINGLEstream™ Link Aggregation Tap combines both directions of a full duplex data stream and allows any connected monitoring device, including those with only one NIC, to receive a copy of all the data - even in a single trace file.

Dual Stream Mode



For dual-receive capable tools or times when there is no substitute for full line rate data capture (e.g. network attacks), the SINGLEstream™ can be configured to work exactly like a traditional full duplex tap, providing a copy of full-rate Gigabit data to connected tools in two separate streams (Tx and Rx).

Totally Passive and Power Fault Tolerant



Fiber taps are completely passive devices and are not a point of failure on the network. Even if power is lost to the tap, the network traffic will not be affected. If one side of the link fails for any reason, the device on the other side of the link will recognize this outage immediately, so routers and switches can engage redundant protocols and failover systems. Because both sides of the link are always open, the network will automatically re-establish the primary link as soon as both sides of the network and the endpoint devices become operational.

Regeneration



One-to-Many configurations replicate copies of identical network traffic to provide multiple tools monitoring access to the same links. In addition to eliminating contention for access to critical links, multiple tools can be connected to the same link for redundancy, testing, or advanced monitoring applications.

Any-to-Any



Any of the SS-1210SX-SFP's eight (8) any-to-any ports can be configured as input (network) or output (monitoring) ports on the fly through easy to use command line interface (CLI). Any monitoring port can receive traffic from any of the other ports, eliminating the need for network managers to change complex network configurations or move tools around their network. Additionally, the any-to-any ports can be configured to receive data from a switch's SPAN port providing the flexibility of a combined in-line and out-of-band monitoring solution.

Benefits

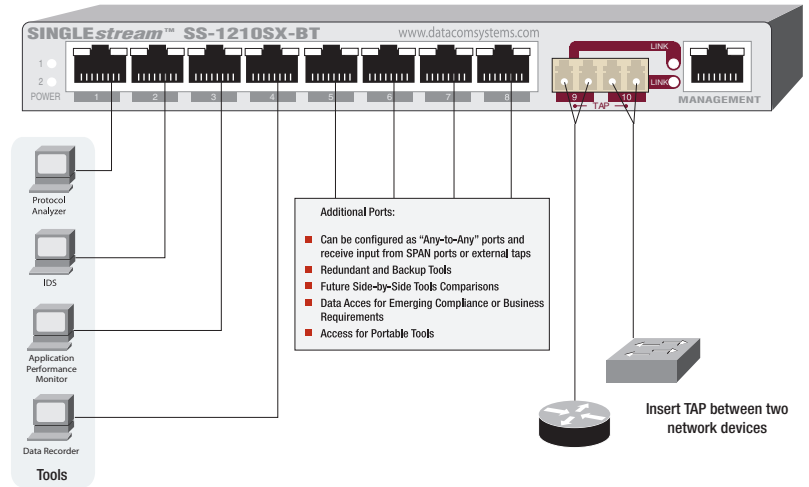
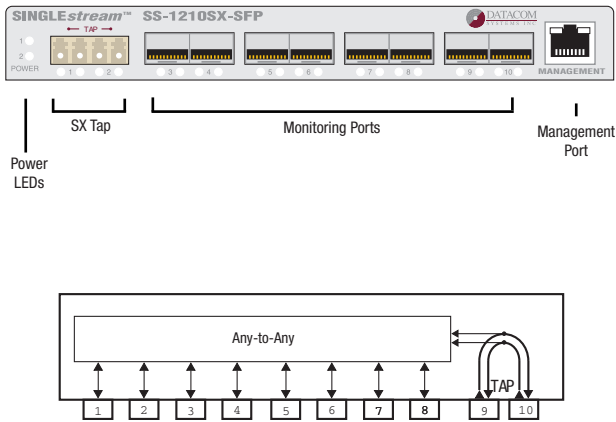
- View entire full-duplex conversations using single-interface monitoring tools
- Decreased reliance on switch resources for network management visibility - eliminate SPAN port contention, oversubscription, and configuration errors
- After installation, deploy tools right away without impacting your production network
- Easily share test access points without maintenance windows or approval
- Single point of deployment and remote management minimizes management expenses and reduces MTTR
- Keep your monitoring tool plugged in while troubleshooting the same link

Features

- Aggregation - Combine multiple network links or channels into one stream for visibility into complete network conversations
- Regeneration - Send copies of traffic from the tap to multiple connected tools to share data sources
- Any-to-Any - port steer traffic to different tools or turn monitoring ports into additional network ports to receive input from SPAN
- 100% Network Uptime - Multi-mode fiber tap is completely passive and won't disrupt the network even if power is lost to the tap
- Monitoring Port Speeds from 10 to 1000MB, full duplex, half duplex, or auto-negotiate
- SFP Flexibility - monitor fiber links with copper tools
- Flexible traffic flow to monitoring tools - single-direction or bidirectional for traffic injection
- Dual Redundant Power ensures monitoring uptime

SINGLEstream™ Link Aggregation Tap (SX) with 8 - SFP Monitoring Ports

SS-1210SX-SFP



Technical Specifications - SS-1210SX-BT

PORTS

Network: One (1) Multi-mode Tap [50 or 62.5 micron]
 Monitoring: Eight (8) SFP Any-to-Any Ports
 Management: RJ45 @ 100Mbps Full-Duplex
 Serial: DB9F

POWER REQUIREMENTS

Two (2) External AC Adapters (Included)
 Input: 100-240VAC, 50-60Hz, 0.6-0.3A
 Output: 5VDC, 2A

CERTIFICATIONS

CE
 Fully RoHS Compliant

PHYSICAL DIMENSIONS (HXWXD)

1.10 x 8.00 x 7.00 in (2.79 x 20.32 x 17.78 cm)

WEIGHT

1.6 lbs (0.7 kgs)

ENVIRONMENT

Operating Temperature: 0° to 40°C (32° to 104°F)
 Storage Temperature: -30° to 65°C (-22° to 149°F)
 Humidity: 5 to 90% non-condensing

WARRANTY

Two (2) Year Limited Warranty

ORDER INFORMATION

Product	Description
SS-1210SX-SFP	SINGLEstream™ Link Aggregation Tap (SX)* with 8 - SFP Monitoring Ports
*SX	Specify 50 or 62.5 Micron
SFP	SFP-LX, SFP-SX or SFP-RJ45 (Required Additional Purchase)

Optional Equipment

RMC-2	2-TAP 1U Rack Mount Chassis
RMC-12-2	12-TAP 6U Rack Mount Chassis
RPS-12-5-AC (or -DC)	12-TAP Dual Redundant Rack Mountable Power Supply Unit (specify AC or DC)



universal power